



## Customer Care

# Locating Major Sources of Radio & TV Interference

Here's how you can identify the source(s) of the problem.



[www.lipower.org](http://www.lipower.org)



[www.lipower.org](http://www.lipower.org)  
1-800-490-0025

## A Step-by-Step Approach To Locating Interference Sources

Radio or TV interference problems in your home often originate from household appliances – either your own – or perhaps a neighbor's. The fold-out chart on the inside lists common causes of interference. Here's how you can identify the source(s) of the problem.

### 1. Check Your House

Talk to your neighbors. If they don't have similar interference problems, you can be reasonably sure the problem is caused by an appliance in your own home. To discover where the problem is, you must:

- ✓ Isolate the circuit in your house by removing the fuse or tripping the individual circuit breaker. If loose connections in the circuit breaker, fuse box, or the house wiring are the problem, you can generally determine the interference source through this simple check.
- ✓ Appliances on the problem circuit should be individually unplugged until the interference is gone.
- ✓ Check with your neighbors. Their appliances may be causing interference in your home. If this is the case, you'll have to repeat each circuit as in step one.

### 2. Use Your Transistor Radio

If circuits, or main switches, cannot be disconnected, you can try to pinpoint the interference source by playing a transistor-operated AM radio near the main switch of your house, or the houses in your neighborhood.

### 3. Call LIPA







If, after taking these steps, you cannot locate the interference source, feel free to call us (see back). We have trained personnel available to assist you once it's determined the problem is not created by neighborhood appliances. In rare instances, a loose connection on one of our poles may cause interference. Using a special device, we will investigate your neighborhood, street by street, power line by power line, to help you find a remedy.








### Once You Find the Source...

The best way to solve an interference problem is to simply turn off the source. If you cannot eliminate the source, you can minimize its effects by plugging your radio or TV into another outlet away from it. If the problem persists, have a licensed electrician check for loose connections.



## Major Sources of Radio and TV Interference You May Want to Check

	<b>SOURCE</b> <b>HEATING CONTROLS</b>	<b>EXAMPLES</b> Fan controls, fan limit controls, ignition controls, humidifier controls, boiler controls, aquastat controls, humidistat controls/water filters
	<b>ELECTRIC MOTORS (Normal Household Appliances)</b>	Vacuum cleaners, sewing machines, drill motors, power saws, blenders, mixers, electric razors, heating circulators, blower motors, overloaded motors
	<b>LIGHTS</b>	Street lighting, fluorescent lights and ballasts, neon signs, therapeutic and germicidal lamps, refrigerator, oven and germicidal closet lights, ultraviolet lamps (for fish tanks and plant growing), electronic lamps, touch lamps
	<b>SWITCHES</b>	Circuit breakers, sign flashers, starters for fluorescent lamps, Christmas tree light blinkers, dimmer switches
	<b>IGNITION SYSTEMS</b>	Cars, trucks, motorcycles, other gas engines (power lawn mowers, snow blowers, etc.)
	<b>WIRING</b>	Loose connections, loose fuses, defective wiring, circuit breakers
	<b>ELECTRIC TOYS</b>	Miniature cars (slot cars), electric trains, pinball machines, plastic molding kits, radio-controlled model boats and planes, "walkie-talkie" sets, video games

	<b>SOURCE</b> <b>OFFICE AND BUSINESS EQUIPMENT</b>	<b>EXAMPLES</b> Adding machines, cash registers, calculators, arc welders, smoke precipitators, battery chargers, commercial motors of all types, fax machines, computers
	<b>ELECTRONIC EQUIPMENT</b>	Television and radio sets and components, television antenna boosters, X-ray, ultrasonic, plastic laminating machines, electronic garage door openers, electronic cookers, hi-fi equipment, fire and burglar alarms
	<b>OTHER HOUSEHOLD DEVICES</b>	Aquarium heaters, doorbell transformers, air purifiers, swimming pool circulators, light dimmer controls, electric fly catchers, photocells, high hats, diaper warmers
	<b>THERMOSTATICALLY CONTROLLED DEVICES</b>	Fish tank heaters, heating pads, electric blankets, water heaters, microwave ovens, refrigerators, freezers, refrigerator ice makers, ranges
	<b>ATMOSPHERIC CONDITIONS</b>	Primarily from late spring to early fall, certain weather conditions such as sun spots, heavy rain, winds, and lightning can cause TV picture and sound distortions. One example of the problem – the simultaneous reception of two TV programs on the same channel
	<b>REFLECTIONS</b>	Signal reflection off large structures like airplanes flying overhead can cause double images ("ghosts") on your television screen
	<b>MISCELLANEOUS</b>	Defective electric fences, traffic lights, poor contact or corroded joint at antenna lead, corroded or loose antenna guy wire connections